



NEWMARKET

The Rowley Mile

Rowley Mile Racecourse Venue Access Information



Newmarket Racecourses are committed to ensuring that our venues are an easy and enjoyable experience for all to visit. To achieve this we work towards addressing more than the minimum required by the Equalities Act (2010) and aim to ensure universal access.

Booking Information

Disabled people can buy tickets either online or by telephone in the same manner as other customers. There are no separate booking procedures for disabled people. If you would like to check that the venue can meet your specific access requirements please look at our access information (<http://newmarket.thejockeyclub.co.uk/plan-your-raceday/visitor-information/disabled-access>) or contact our customer relations team who will be able to provide you with information.

For booking information and to book tickets please telephone 0844 579 3010 between Mon-Sun 8am-8pm.

If you have any queries please contact our Customer Relations Department on 01638 675 500 (Option 4).

Tickets can also be purchased in person from the Customer Relations Desk at the Racecourse Offices, Westfield House, Cambridge Road, Newmarket, Suffolk, CB8 0TG.

Personal Assistants

Our staff are not trained to lift or carry any customers in need of help and are not able to assist with any personal toilet or medical needs. We do however provide complimentary entry for one personal assistant per customer with such needs.

A personal assistant is eligible for free admission if they receive one of the following benefits:

- a) Disability Living Allowance (DLA);
- b) Attendance Allowance (AA);
- c) Personal Independence Payment (PIP); and
- d) Armed Forces Independence Payment (AFIP).

Additionally persons who are Registered Blind are also eligible.

To prove eligibility the following in respect of one of the benefits referred to above is required to be presented:

- a) A copy of the awarding letter from DWP or statement confirming receipt of the allowance; and
- b) Photo ID which matches the details of the recipient of the above.

Alternatively, if you are a Registered Blind Person then a photocopy of certification and matching photo ID is required.

When purchasing tickets ensure that a ticket is purchased for the personal assistant as well as the remainder of the group. Once tickets have been purchased applications for a complimentary personal assistance ticket should be made in writing to the Customer Relations Department or email newmarket.boxoffice@thejockeyclub.co.uk, at least five days in advance of the event day. Unfortunately given the demands on resources and staff on event days, assessment for complimentary personal assistant entry is not available on the day.

The order number for the ticket booking must be referenced along with copies of relevant documents and a statement as to why a personal assistant is needed. A decision will then be taken as to your eligibility for the complimentary scheme. Please note that we can only refund before the event and only refund tickets booked via Newmarket Racecourses or Jockey Club Live. Bookings made through other agents cannot be refunded and personal assistant tickets are not available. Do not select Print at Home tickets when purchasing, this option is not available for personal assistant tickets.

The complimentary ticket will be ready for collection at the ticket collection point where photo ID for the personal assistant will be required along with the paid ticket for the disabled race goer.

Transport Arrangements

The venue is situated outside the centre of Newmarket town and is accessible by all vehicle types with no restricted height access.

Train: The nearest mainline train station is Newmarket situated 1.7 miles approx. from the Rowley Mile course.

Outrider Coach Services: The Racecourse operates a subsidised coach service travelling from Cambridge train station, Royston train station (Car Park of platform 2), Ely (Market Street), Soham (High Street) and Bury St Edmunds bus station (Stand 9). The Ely, Soham, Royston and Bury St Edmunds service only runs on feature days. The coach stop for the Outrider Coach Services is more than 150m away from the entrances.

Free Newmarket Shuttle Bus: There is a free shuttle bus service that operates from Newmarket train station and town centre to the racecourse at regular intervals. The drop off and collection point at the racecourse for this service is directly outside the Grandstand & Paddock Entrance.

The bus services are run by an external company and if you require any specific information as to access on each service, please contact Neals Travel 01638 780066.

Taxi: The taxi drop off and pick up is situated outside the front of the Premier Entrance.

Car Parking: Designated blue badge parking is located within two main areas. These parking areas cannot be pre booked. A blue badge must be clearly displayed to the parking marshal and they will direct customers to the nearest available space.

The blue badge holder parking bays for Annual badge holders/hospitality guests and Premier enclosure customers are situated at the front of the Annual Badgeholders car park, directly outside Premier entrance. The car park is an open area of tarmac with loose chippings. The level ground to the entrance from the car park makes it accessible for wheelchair users without assistance. There are plenty of designated parking spaces directly in front of the Premier Enclosure entrance (28m). Each parking bay is approx. 560cm x 260cm. The patron does not have to cross a road and there are no height restrictions or barriers.



Disabled Parking Bays outside Premier Entrance & route to Premier Entrance from these parking bays

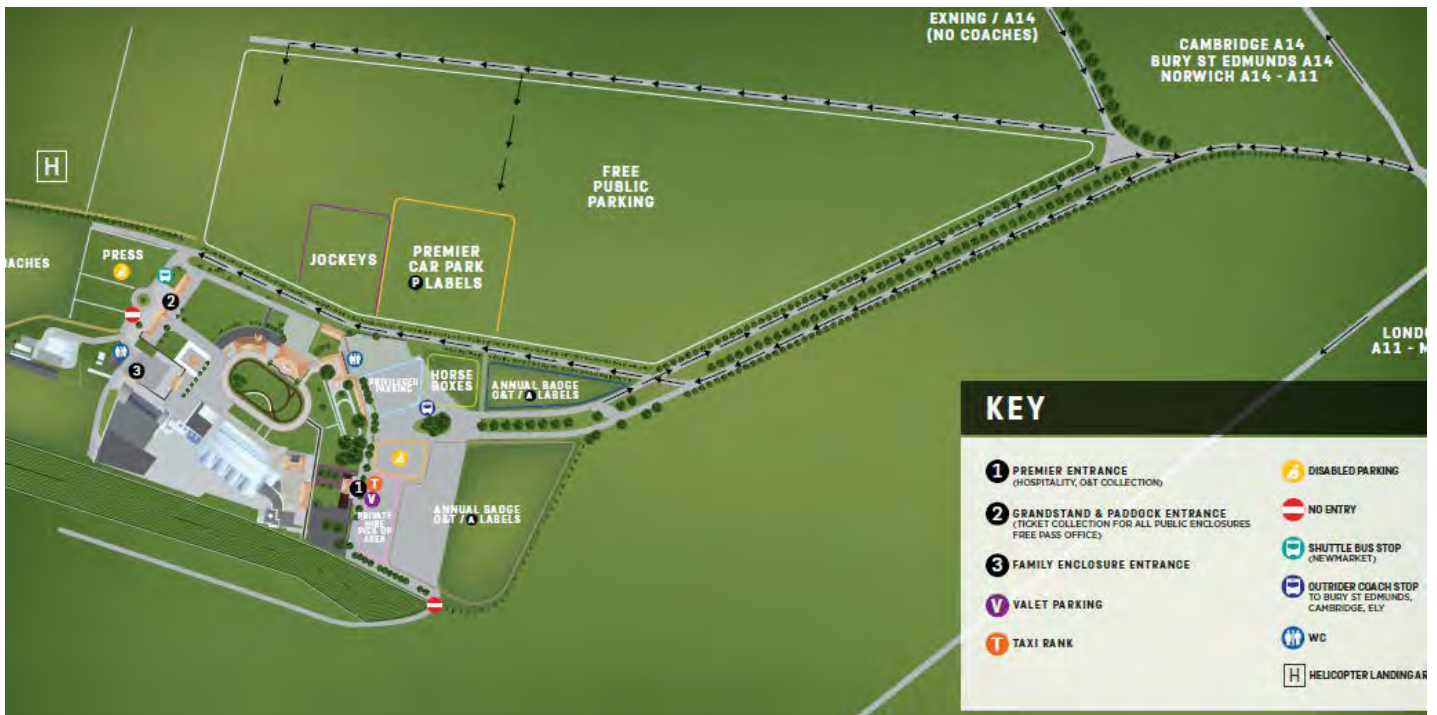
Disabled blue badge parking is also available outside the Grandstand & Paddock entrance. This parking area is for Grandstand & Paddock, Family Enclosure customers and customers without a pre-paid parking label. This parking area is situated to the rear of the venue, directly outside the Grandstand and Paddock entrance. The car park is an open area with mown grass surface; it is accessible to a wheelchair user although assistance may be required as there are areas of grass to manoeuvre. From this parking bay it is approximately 20m to the Grandstand & Paddock entrance and 150m to the Family Enclosure entrance.



Signposted Disabled Parking area outside the Grandstand & Paddock entrance

Coach Parking: The coach park is located approximately 60m from the Grandstand & Paddock entrance. The ground surface is closely mown grass.

The Racecourse operates a golf buggy service in and around the Racecourse car parks to assist customers with mobility issues getting from their cars, coaches or taxi's to the entrances. To order this service please make yourselves known to the car parking marshalls who will arrange for the golf buggy to meet you at an agreed location.



Admission Entrances

The Premier Entrance: The Premier Enclosure entrance is positioned at the front of the Annual Badge Holders Car Park and is also the conference entrance on non-race days. All access is on ground level with 3 double, outward opening doors of 160 cm. There is slight level change which consists of a small ramp which is permanent to each doorway. There is a member of staff stationed at this entrance on race days to provide assistance. The inside of the entrance building is vinyl & carpet.

Customers with both Premier Enclosure and Grandstand and Paddock Enclosure tickets can access via the Premier Entrance. Grandstand and Paddock Enclosure customers will have to transverse an area of closely mown grass should they wish to use the Premier Entrance to access the Grandstand and Paddock Enclosure.



Premier Enclosure Entrance.



Walkway from Premier Entrance into Racecourse

Grandstand & Paddock Entrance: The Grandstand & Paddock entrance is located at the far end of the venue, at the end of the racecourse drive. All access is on level ground towards the entry gate. The gate is 100 cm wide with no level changes. The counter window is 102 cm from ground level. On race days there is a member of staff situated at the entrance to provide assistance.



Grandstand & Paddock entrance

This entrance leads you to the Boulevard area incorporating the Information Desk, Food Court, Paddock, Hyperion Lawn and Millennium Grandstand. The area is tarmac with a medium incline toward the Grandstand area.



View from the Grandstand & Paddock Entrance looking towards the Boulevard Area, Hyperion lawn on the left and the Millennium Grandstand.

Family Enclosure Entrance: The Family Enclosure Entrance is located 100m to the right of the Grandstand & Paddock entrance. The entrance is 103cm wide. The counter is 102 cm high and there is always a member of staff positioned here for assistance. The surface is tarmac with no level changes and the double doors are permanently held open. This enclosure is only open on selected days.



Facilities on Site by Enclosure:

1 Grandstand and Paddock Entrance	• Fourth Floor: Millennium Box & Privates Boxes 1-12
2 Family Enclosure Entrance	13 The Head-On Stand
3 Century Stand	• Ground Floor: The Bistro & Betfred Betting Shop
4 Food Court	• First Floor: The Guinness Suite, Runners Lounge & Royal Box
5 Caterers Offices	• Second Floor: Private Boxes 16 - 25 & Thoroughbred Lounge
6 Racecourse Office	14 The Bistro
7 Commercial Offices	15 Crossing Point
8 Hyperion Lawn	16 Horse Racing Museum / Customer Relations Desk
9 Frankel Lounge	17 Hong Kong Suite – Annual Badge Holders Facility
10 Parade Ring	18 Winners Enclosure
11 Bus Stop Newmarket Shuttle	19 Weighing Room
12 Millenium Grandstand	20 Saddling Boxes
• Ground Floor: Autumn Double Bar, Fred Acher Bar, Gordon Richards Bar, Lester Piggott Bar & Devils Dyke Cafe	21 Pre-Parade Ring
• First Floor: Pretty Polly Bar, The Minstrel Bar, Costa Coffe Shop, Owner & Trainers Bar	22 Premier Enclosure Entrance (Hospitality/Owners and Trainers Ticket Collection)
• Second Floor: The Millennium Bar & Severals Bar	23 Cambridge, Royston and Bury St Edmunds Bus Stop
• Third Floor: Champions Gallery Restaurant & Limekilns Suite	24 The Adnams Cask Bar
	25 Eclipse Pavillion
	26 The Boulevard



Premier Enclosure/Hospitality Areas

The Premier Enclosure is the top tier general admission ticket available for purchase. Premier Enclosure tickets holders can access all the facilities across the site including those in the Grandstand and Paddock Enclosure and the Family Enclosure (excludes Hospitality areas).

Hospitality areas include the Champions Gallery on Level 3 of the Millennium Grandstand, which is a tiered panoramic restaurant which can be pre booked. Private boxes are located on the Level 4 of the Millennium Grandstand and Level 2 of the Head on Stand. All hospitality enquiries should be discussed with the Hospitality team on 01638 675 300 (Option 2).

The ground surface within the Premier Enclosure consisted of a mixture of paved areas and tarmac. The area trackside of the Grandstand in the Premier Enclosure is tarmac and is gently sloping towards the race track.

Access Lifts: There are 4 standard lifts located in the main foyer of the Millennium Grandstand, accessible either through the main ground floor hall or through the Hospitality entrance. The lifts are 10 metres from the entrance and the door width is 110cm. The dimensions of the lifts are 108cm x 40cm. The lifts have visual floor indicators and also an audible announcer. The lift controls have tactile markings as well as Braille markings. There is no level change and the surface is carpeted. Access to the Premier Enclosure level 2 viewing area is via these lifts. These lifts also give access to the Champions Gallery Restaurant on Level 3 and the Level 4 Private Hospitality boxes.




Lifts in ground floor foyer of the Millennium Grandstand leading to all floors

The Head On Stand is accessed via a standard lift located 5 metres from the entrance of the Head On Stand. This lift provides access to the Royal Box, Guineas Suite and Runners Lounge on the first floor of the Stand, and the Private Boxes and the Thoroughbred Lounge on the second floor. Please note that only wheelchairs less than 70cm can access the Runners and Thoroughbred Lounge, for further details please contact the Customer Relations team. The clear door width is 77cm and the dimensions of the lift are 100cm x 130cm. The lift does have a visual floor indicator and an audible announcer. The controls are at a convenient height for a wheelchair user and the controls are both tactile and Braille marked.



There are stairs located in the Millennium Grandstand and the Head On Stand which are options to use instead of a lift. There are approx. 15 steps between floors and the steps are clearly marked. There is a landing between stair cases and the lighting levels are bright. Within the Head on Stand there is also a set of escalators operating to the second floor. These are one way escalators and are manually controlled via staff. There are also a set of escalators on the outside of the Millennium Grandstand which give alternative access to Level 2 of the Grandstand (Trackside viewing, Millennium Bar & Severals Bar).



Accessible Toilets: All accessible toilets have clear signage near or on the appropriate doors. They are also highlighted on the site maps. In the case of any difficulty locating an accessible toilet please alert a member of staff.

All accessible toilets in public areas are fitted with a RADAR (bow shaped) key lock system. If you do hold a RADAR key these may be obtained from the Information Point or Customer Relations Desk (a deposit will be required).

There is a unisex disabled toilet located in the courtyard near the Bistro Restaurant. The toilet is well signposted. There is a slight level change from paving to a tiled surface. The toilet has 4 handrails- all 70cm from the ground, an outward opening door of 88cm. The dimensions of the toilet are 160cm x 175cm. There is a lateral transfer space with a dropdown rail on the transfer side. There is no emergency alarm in this facility. The tap is of lever type and is a mixer tap.



Premier Courtyard Toilet (Unisex)



Level change in Courtyard Disabled toilet.

There is a unisex disabled toilet available in the Bistro Restaurant. The first doorway is 70 cm wide and is inward opening yet the cubicle door is 85cm wide. The cubicle is 215cm x 144cm. There are 4 handrails and a dropdown safety bar. There is not an emergency alarm in this cubicle. There is a hand basin and a paper towel dispenser.

A disabled toilet is situated in the Autumn Double Bar (Ground floor of the Millennium Grandstand), there is also a disabled toilet based on the 1st, 2nd, 3rd and 4th floors in the lift lobby areas. All the toilets are unisex. There are no level changes and the surface goes from carpet to tile. The doorways are 88cm and are outward opening. There are 4 handrails in each facility as well as dropdown safety bars. The toilets are 45cm from the ground and the hand basins are 75cm from the ground. The dimensions are 180cm x 195cm. There is lateral transfer space within each facility. There are emergency alarms within the cubicle.

There is a disabled toilet on the second floor of the Head On Stand (Private Boxes and Thoroughbred Lounge). The toilet is located at the end of the private box corridor, on the right hand side as you enter from the lift lobby. The door is outward opening and is 85cm wide. The facility is unisex and there is plenty of transferable space with dimensions of 150cm x 104cm.

Viewing: There a number of viewing platforms available within the Premier Enclosure. The gradient of the ramps to access these platforms are no greater than 1:13.5. Chairs are available on request for personal assistants but this is dependent upon space available on the platform.

There is a viewing area for wheelchair users located racecourse side of the Head On Stand. There is a permanent, 10 metre ramp with a moderate gradient and a level landing at the top of the ramp. The dimensions of the viewing area are 2m x 5m. There are 10 permanent seats located in the viewing area, 68cm from ground level. These are designed for wheelchair or disabled users. The view is good from a spectator point of view and is located very close to the winning line.



Head On Stand ramp and viewing



2nd Floor Millennium Grandstand viewing

There is also a viewing area reserved for customers with disabilities on level 2 of the Millennium Grandstand. This is access via the Millennium Bar and gives a very good view of the racecourse. Please be aware both these areas area can become heavily congested on feature racedays.

Bars, Restaurants, and Tote access: The Adnams Cask bar, the Millennium Bar and the Autumn Double Bar are equipped with lowered trade counters or have exit access for traders to offer service from ground level. Whist not all Tote units have a lowered counter, all have an exit point to serve customers from ground level.

The Bistro Restaurant offers walk in dining options and offers customers the opportunity to dine while watching the horses exit on to the racetrack.

We apologise in advance that the Runners Lounge on the first floor of the Head on Stand and the Thoroughbred Lounge on the 2nd floor of the Head On Stand is only accessible via an escalator. Patrons requiring access to this facility must alert a member of the Racecourse staff.


Grandstand & Paddock Enclosure

The Grandstand & Paddock Enclosure includes the area all around the Pre Parade, Parade Ring and Winners Enclosure.

Access around the Rowley Mile Course is accessible to people with mobility issues and wheelchair users. There are paved and tarmacked routes covering the venue within the Grandstand & Paddock enclosures. Racecourse side of the Grandstand is tarmacked with the area is sloping away towards the racecourse.



Racecourse side of the Grandstand



Access from food court to view racecourse


Information Point: The Information Point is located within the Boulevard area 60m inside the Grandstand and Paddock Entrance Turnstile. Ticket upgrades can be brought from here along with race cards. Lost property is reported here and RADAR keys can be obtained. There is a lower level window for wheelchair users. On race days there is a member of staff on hand to assist with all enquiries.

Customer Relations Desk (Hospitality Entrance): The Hospitality Entrance is located Paddock side of the Millennium Grandstand. There are 2 double inward and outward opening doors with a width of 178 cm. There is no level change however there is a metal threshold and the surface changes from paving to carpet. There is a member of staff positioned at the Customer Relations desk on race days and conference days to provide assistance.



Hospitality Entrance Paddock Side of Millennium Grandstand

Access Lifts: There is a platform lift located in the main hall on the ground floor of the Millennium Grandstand. The lift is located 6m from the main entrance doors from the parade ring side and provides access to the first floor. The door width is 100 cm and the dimensions of the lift are 100cm x 150cm. The lift does not have a visual floor indicator or an audible announcer. The controls do not have tactile markings nor do they have Braille markings. The button inside the lift must be pressed and held down for the entire journey of the lift.



Accessible Toilets: All accessible toilets have clear signage near or on the appropriate doors. They are also highlighted on the site maps. In the case of any difficulty locating an accessible toilet please alert a member of staff.

All accessible toilets in public areas are fitted with a RADAR (bow shaped) key lock system. If you do hold a RADAR key these may be obtained from the Information Point or Customer Relations Desk (a deposit will be required).

On the Ground floor of the Millennium Grandstand there is a disabled toilet in the main hall by the Betfred Betting Shop and the Gordon Richards Bar, there is also a toilet on level 1 of the Millennium Grandstand in the lift lobby. Both sets of toilets are unisex. There are no level changes and the surface goes from carpet to tile. The doorways are 88cm and are outward opening. There are 4 handrails in each facility as well as dropdown safety bars. The toilets are 45cm from the ground and the hand basins are 75cm from the ground. The dimensions are 180cm x 195cm. There is lateral transfer space within each facility. The facility on the ground floor is also a baby changing facility. There are emergency alarms within the cubicle.



There are clearly signed toilets located to the rear of the Frankel lounge as you enter from the Grandstand & Paddock entrance. The disabled toilets are located within the main toilets, with one cubicle designated to disabled use. Access is gained through two inward opening doors at a minimum of 88cm. There is a slight level change to each with a metal lip to negotiate. The cubicle doors are outward opening at a width of 91cm. There are 4 handrails in each with plenty of transfer space and a dropdown safety bar. The gent's toilet has dimensions of 145cm x 180cm and the ladies cubicle has dimensions of 163cm x 145cm. Both of the cubicles have an emergency alarm.



Viewing: There are a number of viewing platforms available. The gradient of the ramps to access these platforms are no greater than 1:13.5. Chairs are available on request for personal assistants but this is dependent upon space available on the platform.

There are 2 ramps to view the parade ring, one is located directly opposite the Millennium Grandstand entrance and the other is by the Frankel Lounge. The Parade ring platform is a designated viewing area. The ramp is 15 metres and the viewing area is large enough to incorporate wheelchair users. There are 4 permanently fixed seats, 68cm from ground level.



Access ramp to the Frankel Lounge



Viewing area for the Parade Ring

There is a specially designated viewing platform in the Grandstand & Paddock enclosure to view racing. There is a tarmac surface leading to the viewing area although there is a slight gradient to it. The viewing area is 5m x 2m and is railed all around for safety. The view of the racing is good the racecourse itself is 5m in front of the platform.



Grandstand & Paddock enclosure viewing platform



Level 1 Millennium Grandstand viewing area


On level 1 of the Millennium Grandstand a viewing area is reserved for customers with disabilities. This area is accessed via double doors from the carpeted bar area. Please be aware that this area can become heavily congested on feature days.

Bars, restaurants, and Tote: All bars are equipped with lowered trade counters or have exit access for traders to offer service from ground level. Whilst not all Tote units have a lowered counter, all have an exit point to serve customers from ground level.

The Devil's Dyke Restaurant on the ground floor of the Grandstand is accessible to all on a level surface. The Frankel Lounge has a small door threshold on the door ledge, assistance is available on request. All the food court units are positioned on a flat tarmac surface within the Boulevard area.



Ground floor Millennium Grandstand low level counter



Tote Low level counter

Family Enclosure

The Family enclosure is an area for families to base themselves for a day's racing. Family Enclosure ticket holders have no access to the Parade Ring area and have no access to a permanent building for shelter. Wet weather cover is provided via a marquee structure. Food, drink, garden furniture and gazebos can be brought into this area.

The area is made up of a primarily grassed area. In order to spectate any of the racing patrons must travel across grass.

Accessible Toilets: All accessible toilets have clear signage near or on the appropriate doors. They are also highlighted on the site maps. In the case of any difficulty locating an accessible toilet please alert a member of staff.


All accessible toilets in public areas are fitted with a RADAR (bow shaped) key lock system.

There are clearly signed and easily accessed disabled facilities within the Family Enclosure. The toilets are located to the right hand side as you enter the Family Enclosure. The toilet is not for the sole use

of disabled people as this facility also has a baby change unit. There is a concrete, permanent ramp of 2 metres with an easy gradient. This is a unisex facility. The door opens outwards and is 96cm wide. There are 4 hand rails and a drop down safety bar. There is plenty of transfer space within the cubicle which has dimensions of 110cm x 135cm. There is an emergency alarm within this facility.



Family enclosure toilets



Disabled cubicle

Viewing: The family enclosure viewing platform is 5m x 2m. Patrons must access this platform via a grass surface. The ramp is permanent and of a moderate gradient leading to a level area.



Bars, Restaurants, Tote: The Family Enclosure is serviced via temporary bar units and food outlets. The Tote unit has an exit point to serve customers at ground level.

Hearing impaired customers

We do provide hearing loops at various locations across the racecourse but not the whole site. A loop system is available in the Bistro (Premier Enclosure Restaurant), The Millennium Suite (Premier Enclosure bar) and the Champs Gallery (Premier Enclosure restaurant).

We do provide temporary induction loops for use by customers on site, these must be pre-arranged with the Customer Relations Team. The induction loop we provide is a neck loop.

Visually impaired customers

Assistance dogs are welcome to attend with their owners without additional charge subject to production upon entry of a valid identification document from Assistance Dogs (UK) or an equivalent international organization. A separate ticket is not required however owners should notify the racecourse in advance upon booking their event day tickets so that any necessary arrangements can be made.

Printed materials such as bar menus are available upon request at all bars and all signage around the site is clear and in large print.

Involuntary Noise Issues

We welcome customers with involuntary noise issues or use noise to communicate rather than words. We are responsible for the enjoyment of the audience as a whole and therefore if disturbance is judged to be unreasonable for the nature of the event and prolonged, it may be necessary for us to ask you to take a break from largely populated areas. The venue does tend to be a lively and noisy area. Please speak to our Customer Relations Department if you require any additional services.

Personal Evacuation Plans

In the instance that a customer requires or would like to arrange a personal evacuation plan with the venues operations team, we would be very happy to help. Please contact our Customer relations department who will relay the information onto the staff on the day. Please note that all are staff are trained and aware of the appropriate measures to undertake in case of an incident.

Temporary Disabilities

The disabled access facilities are for race goers with permanent disabilities, broken legs, recent injuries or pregnant women do not qualify.

Individuals with temporary issues and who have specific requirements should contact the Customer Relations department in advance of the event.

Please note complimentary personal assistants tickets are not available to those with temporary conditions.

Additional Information

- Staff receive disability awareness/equality training
- There are three wheelchairs available for hire from the Course Office, although we do advise you to book in advance for the use of this service.
- Plastic cups, cutlery and straws are available on request.
- No alcohol is permitted trackside side of the Grandstand in the Premier enclosure
- No food and drink can be brought into the Premier Enclosure or Grandstand & Paddock Enclosures. No garden furniture is to be brought into the Premier and Grandstand and Paddock Enclosures.

Contact Information

By Post: Newmarket Racecourses,
Westfield House,
The Links,
Newmarket,
Suffolk.
CB8 0TG

Email: newmarket.boxoffice@thejockeyclub.co.uk

Telephone: 01638 675 500 Option 4